Wittmann

DRYERS

Dry Air Dryers for Plastic Resin

world of innovation

ENERGY RATING

Energy Savings and Highest Efficiency at the Same Time

After several years of research, WITTMANN has developed a standardized rating method based on stringent test conditions that provide repeatable results for the actual energy use.

In order to compare between the different sizes of dryers, WITTMANN needed to find one common property relative to the dryer size. Air flow was selected as it is based on the dryer size and was specifically determined by the measurement of the actual mass flow of air. Then, simply put, WITTMANN defined the actual energy rating as the basic energy consumption per mass flow of air. To further test the validity of their results, WITTMANN compared actual test results with theoretical values. Once tested, every dryer model is labeled with an Energy Sticker showing the measured test result in terms of kWh per unit weight of dry air.

Some of the Energy Saving Functions

- **Counterflow Regeneration**
  Quick dehumidification.
- ***SmartReg***
  Time-optimized regeneration.
- **Dew Point Management**
  Regeneration adapted to the set dew point.
- **3-Save**
  Thermic energy return.
- ***EcoMode***
  Adaptation of the drying process.
- **Material Saver Function**
  Reduction of drying temperature.
- ***SmartFlow***
  Automatic air regulation.
- **FC plus – Automatic Activation/Deactivation of Dry Air Generator**
  Optimization of the overall performace of the drying system.

DRYMAX E30, E60
Compact Dry Air Dryer

The **DRYMAX** series dry air dryers are equipped with two desiccant beds to supply continuous dry process air and constant quality for the perfect drying of plastic resin.

» **Dew Point to -60°C (-76°F)**

» **Motorized Switchover Valve**
Operation without compressed air lines and optimized control of drying and regeneration cycles in both desiccant beds.

» **Energy Saving Counter Airflow Regeneration**
Reduced energy costs through fastest dehumidification of the desiccant beds duringthe regeneration phase.

» ***SmartReg* Energy Saving Function**
For the time optimized control of regeneration and cooling of the desiccant beds (on **DRYMAX E60**).

» ***SmartFlow* Intelligent Air Distribution**
Automatic air distribution to adjust to different materials and fluctuating material demands (available on units with 2 drying hoppers).

» **Material Saver Function**
Avoids over-drying and thermal degradation of the plastic resin through short termlowering of the drying temperature during the production stoppages of the processing machine.

» **Micro Particle Filter in Return Air**
Dust separation efficiency of up to 99.9% for high process safety.

OPTIONS

» **Dew Point Sensor**
Integrated dew point display with alarm function. For energy savings the dew point reading can be used to delay the bed switch-over until a user defined dew point level is reached.

» **Return Air Cooler**
Highest efficiency directly integrated into the filter housing and retrofittable without tools.

» **Micro Particle Filter in Process Air**
Dust separation efficiency of up to 99.9% for high process safety of materials with optical quality (on **DRYMAX E60**).

» **High Temperature Construction**
Increased process temperature from a standard 130 °C to 180 °C for the efficient drying of materials requiring higher drying temperatures.

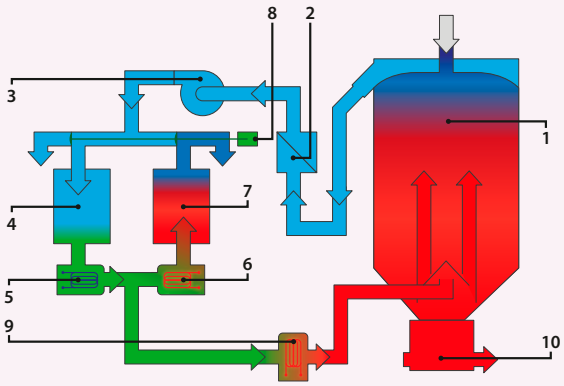

1 Plastic resin
2 Microfilter
3 Blower
4 Desiccant bed 1 (in process)
5 Regeneration heater 1
6 Regeneration heater 2
7 Desiccant bed 2 (in regeneration)
8 Switch over valve
9 Process air heater
10 Vacuum take-off adapter

PDC
Portable Drying Conveyors

The **PDC** compact dryer option enables the highest flexibility with the integration of a side channel blower and the connection of up to two material consumers.

» **Maintenance Free Vacuum Blower**
A maintenance free vacuum blower with 3-phase motor supplies material on request to either the processing machine or the drying hopper.

» **Just-in-time Conveying**
A sensor at the loader determines the minimum material storage and results in the immediate conveying in case of material shortage.

» **Integrated Dry Air Conveying**
The material loading to the molding machine is accomplished via closed-loop dry air to a receiver.

» **Central Dust Separation and Collection**
Easily accessible for simple cleaning.

» **2-in-1 Control System**
One control for drying and conveying.

» **Simple Interface**
Through selection of loaders via buttons located on the door.



Machine feeder
FEEDMAX B105

1 Return air
2 Wand
3 Machine feeder FEEDMAX B106
4 Material line
5 Controlled vacuum take-off adapter
6 Purging valve
7 Blower
8 Dust filter
9 Vacuum valve
10 Vacuum line
11 Loader on drying hopper

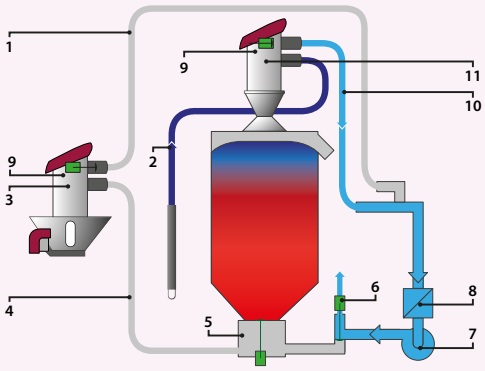

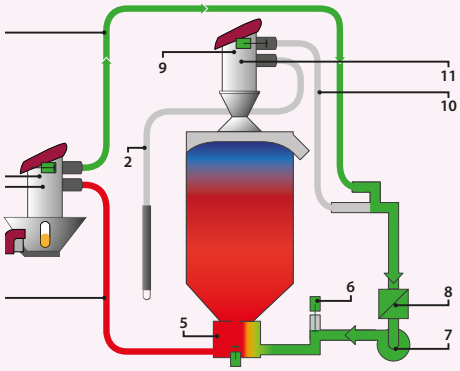

ATON basic H30, H70, H120
Segmented Wheel Dryer

The rotating wheel of the **ATON basic** consists of many segments filled with desiccant beads. This provides maximum energy efficiency and allows for easy replacement of the desiccant beads as an alternative to purchase a complete segmented wheel.

» **Dew Point to -65°C (-85°F)**

» **Weekly Timer**

» **ambiLED**
The innovative control bezel conveniently displays the operating mode and dryer status through the use of color coded illumination.

» **Material Saver Function**
Prevents over-drying and thermal degradation of plastic resin during periods of reduced throughput by automatically lowering the drying temperature.

» **Dew Point Management**
The user settable dew point automatically adjusts the regeneration temperature to achieve maximum energy savings.

OPTIONS

» **Dew Point Sensor**
Integrated dew point display with alarm function and activation of dew point management.

» **Return Air Cooler**
Return air cooling coil integrated within the filter housing provides maximum efficiency and easy retrofit.

» **Micro Particle Process Filter**
Dust separation efficiency of up to 99.9% for optical quality material processing.

» **High Temperature Construction**
Increased process temperature capability (standard: 130 °C) up to 180 °C (356 °F) for the efficient drying of materials that require a higher drying temperature.

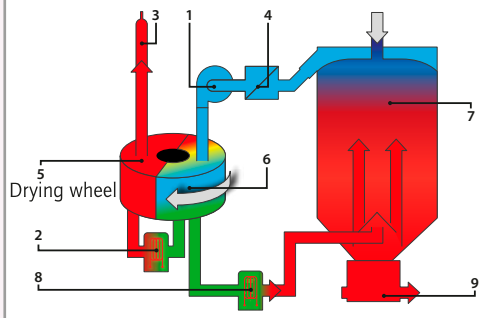

1 Process air blower
2 Regeneration heater
3 Heat exchanger
4 Return air filter
5 Regeneration phase
6 Cooling phase
7 Plastic resin
8 Process air heater
9 Vacuum take-off adapter

ATON plus H30, H70, H120
Segmented Wheel Dryer

The **ATON plus** segmented wheel dryer provides the advantages of a consistent dew point and maximum energy efficiency. This dryer is equipped with the WITTMANN segmented drying wheel and has a multitude of energy saving functions. Above that, it uses a touchscreen as the user interface and the **net5 system**. Via this, drying parameters can be set, and material loaders can be connected to the system and can be administrated (e.g. **FEEDMAX S 3-net**).

» **Dew Point to -65°C (-85°F)**

» **ambiLED**
The innovative control bezel conveniently displays the operating mode and dryer status through the use of color coded illumination.

» **Material Database via USB-Stick**
Up to 8 material data sets can be imported via a USB interface.

» **3-Save Process – Intelligent Use of Energy**
Three separate methods use the heating energy of the dryer to significantly reduce energy consumption. The combination of counter airflow regeneration, radiant heat recovery, and efficient heater design make up the **3-Save Process**.

» ***EcoMode* – Indexing Regeneration During Lower Water Load**
During high water loads, continuous wheel mode provides the best dry air conditions. The **ATON plus** adjusts automatically the regeneration temperature when the material throughput or water load in the plastic resin is reduced. The regeneration works by indexing portions of the wheel and is saving energy.

» **Dew Point Management**
The user settable dew point automatically adjusts the regeneration temperature to achieve maximum energy savings.

» **Material Saver Function**
Prevents over-drying and thermal degradation of plastic resin during periods of reduced throughput by automatically lowering the drying temperature.

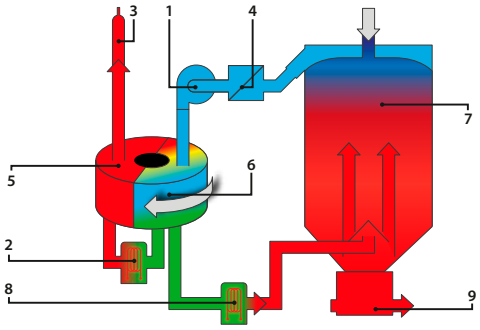

1 Process air blower
2 Regeneration heater
3 Heat exchanger
4 Return air filter
5 Regeneration phase
6 Cooling phase
7 Plastic resin
8 Process air heater
9 Vacuum take-off adapter

OPTIONS

» **Dew Point Sensor**
Dew point display with alarm function and activation of dew point management.

» **Return Air Cooler**
Return air cooling coil integrated within the filter housing provides maximum efficiency and easy retrofit.

» **Micro Particle Process Filter**
Dust separation efficiency of up to 99.9% for optical quality material processing.

» **High Temperature Construction**
Increased process temperature capability (standard: 130 °C) up to 180 °C (356 °F) for the efficient drying of materials that require a higher drying temperature.

ATON plus VS



The **VS** compact dryer option for the **ATON plus** allows for the integration of a vacuum blower in the frame under the drying unit. Many conveying units can be connected to this blower. Thus maximum flexibility is achieved.

» **Maintenance Free Vacuum Blower**
A maintenance free vacuum blower with 3-phase motor supplies material on request to either the processing machine or the drying hopper.

» **Just-in-time Conveying**
A sensor at the loader determines the minimum material storage and results in immediate conveying in case of material shortage.

» **Integrated Dry Air Conveying**
The material loading to the molding machine is accomplished via closed-loop dry air to a receiver with a glass cylinder for visual inspection.

» **Central Dust Separation and Collection**
Easily accessible for simple cleaning.

» **Simple Operation**
Dryer and conveying units can be controlled and operated individually.

Screenshot: FEEDMAX window

Screenshot: SILMAX window

VS FUNCTIONAL SCHEME

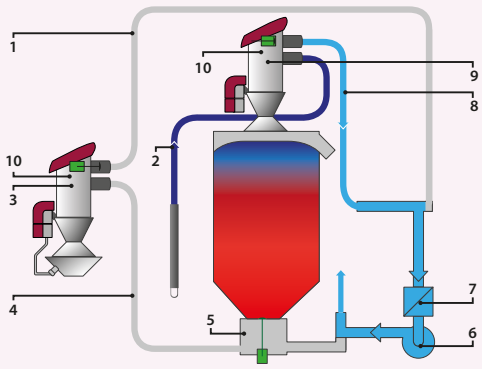

1 Return air
2 Wand
3 Machine feeder FEEDMAX B106
4 Material line
5 Controlled vacuum take-off adapter
6 Blower
7 Dust filter
8 Vacuum line
9 Loader on drying hopper
10 Vacuum valve

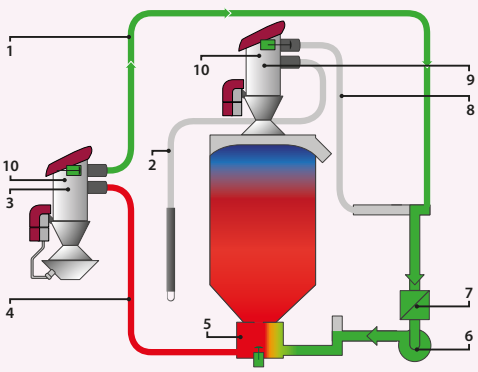

DRYMAX E180 – E1200
Battery Dryers

The **DRYMAX** battery dryer series are equipped with two desiccant beds and therefore provide continuous process air and constant dry air quality for the perfect drying of plastic resin.

» **Dew Point up to -60°C (-76°F)**

» **Weekly Timer**

» **Switchover Valves, Stop Position Controlled**
The switchover valves provide optimized control of drying and regeneration cycles in both desiccant beds.

» **Energy Saving Counter Airflow Regeneration**
Reduces energy costs through fastest dehumidification of the desiccant beds during the regeneration phase.

» ***SmartReg* Energy Saving Function**
Time-optimized control of the regeneration and cooling of the desiccant beds.

» **Material Saver Function**
Avoids over-drying and thermal degradation of the plastic resin through short term lowering of the drying temperature during production stoppages of the processing machine.

» **Micro Particle Filter in Return Air**
Dust separation efficiency of up to 99.9% for high process safety.

» **Side Channel Blowers**
For separate process and regeneration blowers in order to guarantee constant air flow even during fluctuating pressure conditions.

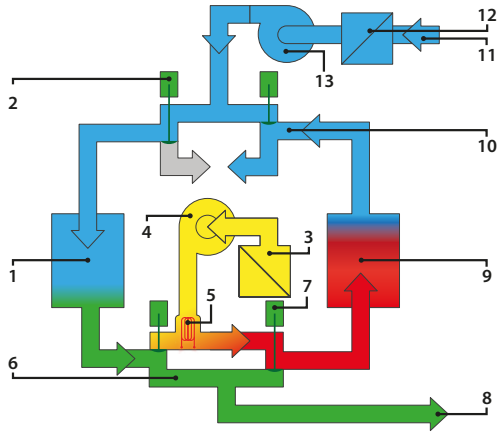

1 Desiccant bed (in process)
2 Switchover valve 1
3 Inlet filter
4 Regeneration blower
5 Regeneration heater
6 Switchover valve 3
7 Switchover valve 4
8 Process air
9 Desiccant bed 2 (in regeneration)
10 Switchover valve 2
11 Return air
12 Microfilter
13 Process blower

OPTIONS

» **Dew Point Sensor**
For dew point desiccant bed changes – visualization with alarm function.

» **Return Air Cooler**

» **Micro Particle Filter for Process Air**

» **Integrated Process Heater**

» **Frequency-controlled Process Blower**

» **Redundant Dryer Control**

» **Automatic Activation/Deactivation of Dry Air Generator**
Optimization of the overall performace of the drying system.

SILMAX E100 – E1200
Drying Hoppers

The **SILMAX** drying hoppers with integrated microprocessor control are available in table versions from 100 up to 1,200 l.

» **Robust Stainless Steel Execution**
All components in contact with the material are made of stainless steel and are therefore perfectly suited for critical and abrasive applications.

» **Efficiency Enhancing Insulation**
The drying hoppers are equipped with 40 mm thick insulation across the entire height in order to reduce heat losses and increase drying efficiency.

» **SmartFlow Intelligent Air Distribution**
Automatic air distribution to adjust to different materials and fluctuating material demands.

» **Integrated CAN Interface**
Allows extensive data exchange and status forwarding between the dryer and a central system for visualization.

» **Convenient Clean Out Door**
Drying hoppers of sizes 100 l and up are equipped as standard with a clean-out door ideally suited for the respective hopper diameter. The perfect geometry of the hopper guarantees uniform drying of the material across the entire cross section.

» **Integrated Sight Glass**
For the convenient visual inspection of material flow and material level.

» **Material Slide Gate**
All drying hoppers are included as a standard with a manual slide gate.

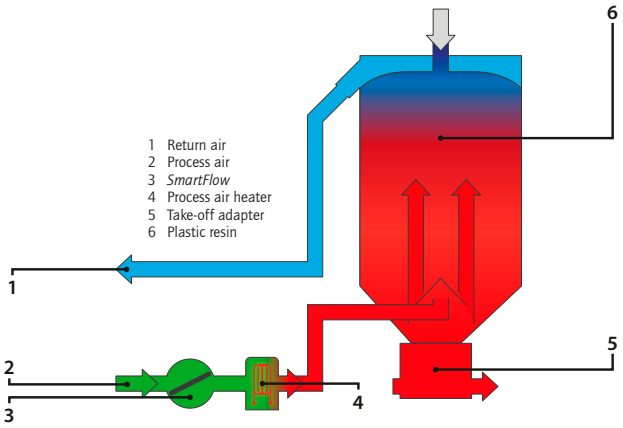

OPTIONS
Vacuum Take-off Adapter

Available with one or two material outlets as well as with controlled discharged valve for the efficient purging after the loading cycle (in connection with WITTMANN **M7.3 IPC** control system).

SILMAX compact G30 – G150
Drying Hoppers

SILMAX compact drying hoppers are designed for battery drying systems as well as compact portable systems. Battery drying systems are available with either 2 or 3 independent drying hoppers.

» ***SmartFlow* Intelligent Air Distribution**
Automatic air distribution to adjust to different materials and fluctuating material demands.

» **Integrated CAN Interface**
Allows extensive data exchange and status forwarding between the dryer and a central system for visualization.

» **Integrated Sight Glass**
For the convenient visual inspection of material flow and material level.

» **Material Slide Gate**
All drying hoppers are included as a standard with a manual slide gate.

» **Option:**
Available with one or two material outlets as well as with controlled discharged valve for the efficient purging after the loading cycle (in connection with WITTMANN **M7.3 IPC** control system).

SERIES OF DRYING HOPPERS

» **Robust Stainless Steel Construction**
All components in contact with the material are made of stainless steel and are therefore perfectly suited for critical and abrasive applications.

» **Convenient Clean Out Door**
Drying hoppers of sizes 100 l and up are equipped as standard with a clean out door ideally suited for the respective hopper diameter. The perfect geometry of the hopper guarantees uniform drying of the material across the entire crosssection.

» **Efficiency Enhancing Insulation**
The drying hoppers are equipped with 40 mm thick insulation across the entire height in order to reduce heat losses and increase drying efficiency.

DRYMAX Performance Data

DRYMAX	E30 30 T	E30 50 T	E30 70 T	E30 100 T	E30 30 M	E30 50 M	E30 70 M	E30 100 M	E30 30 PDC	E30 50 PDC	E30 70 PDC	E30 100 PDC
Process air [m³/h] @ 50 Hz	30				30				30			
Process air [cfm] @ 50 Hz	18				18				18			
Process air [m³/h] @ 60 Hz	36				36				36			
Process air [cfm] @ 60 Hz	21				21				21			
Process heater [kW]	1.6				1.6				1.6			
Process heater	at hopper				in dryer				in dryer			
Regen. heater [kW]	0.8				0.8				0.8			
Power supply EU/US [amps]	12.5				12.5				14.4/8.4			
Power plug EU/US	CEE 7/7 (16 amps)								CEE 16/without			
Drying hopper size [ltr.]	30	50	70	100	30	50	70	100	30	50	70	100
Drying hopper size [cu.ft]	1.05	1.77	2.47	3.53	1.05	1.77	2.47	3.53	1.05	1.77	2.47	3.53
Drying hopper	on IMM				at dryer				at dryer			
with casters	–				yes				yes			
IMM loaders	–								1			
IMM conveying volume	–								up to 0.5 l/cycle			
Hopper loaders	–								1			
Hopper conveying volume	–								6 l/cycle			

DRYMAX	E60 70 T	E60 100 T	E60 70 M	E60 100 M	E60 150 M	E60 200 M	E60 300 M	E60 70 PDC	E60 100 PDC	E60 150 PDC	E60 200 PDC	E60 300 PDC
Process air [m³/h] @ 50 Hz	60		60					60				
Process air [cfm] @ 50 Hz	35		35					35				
Process air [m³/h] @ 60 Hz	72		72					72				
Process air [cfm] @ 60 Hz	42		42					42				
Process heater [kW]	3		3					3				
Process heater	at hopper		at hopper					at hopper				
Regen. heater [kW]	1.2		1.2					1.2				
Power supply EU/US [amps]	12.2/10.5		12.2/10.5					14.5/12.9				
Power plug EU/US	CEE 16/without							CEE 16/without				
Drying hopper size [ltr.]	70	100	70	100	150	200	300	70	100	150	200	300
Drying hopper size [cu.ft]	2.47	3.53	2.47	3.53	5.30	7.06	10,59	2.47	3.53	5.30	7.06	10.59
Drying hopper	on IMM		at dryer					at dryer				
with casters	yes		yes					yes				
IMM loaders	–							1				
IMM conveying volume	–							up to 0.5 l/cycle				
Hopper loaders	–							1				
Hopper conveying volume	–							6 l/cycle			15 l/cycle	

ATON Performance Data

ATON	H30 30 T	H30 50 T	H30 70 T	H30 100 T	H30 30 M	H30 50 M	H30 70 M	H30 100 M	H30 30 VS	H30 50 VS	H30 70 VS	H30 100 VS
Process air [m³/h] @ 50 Hz	30				30				30			
Process air [cfm] @ 50 Hz	18				18				18			
Process air [m³/h] @ 60 Hz	36				36				36			
Process air [cfm] @ 60 Hz	21				21				21			
Process heater [kW]	1.6				1.6				1.6			
Process heater	at hopper				in dryer/at hopper (basic/plus)				at hopper			
Regen. heater [kW]	1.2				1.2				1.2			
Power EU/US [A]	max- 16				max- 16				max- 16			
Power plug EU/US	CEE 16				CEE 7/7 / CEE 16 (basic/plus)/without							
Drying hopper size [ltr.]	30	50	70	100	30	50	70	100	30	50	70	100
Drying hopper size [cu.ft]	1.05	1.77	2.47	3.53	1.05	1.77	2.47	3.53	1.05	1.77	2.47	3.53
Drying hopper	on IMM				at dryer				at dryer			
with casters	–				yes				yes			
IMM loaders	–								1 loader			
IMM conveying volume	–								0.5 l/cycle			
Hopper loaders	–								1 loader			
Hopper conveying volume	–								6 l/cycle			

ATON	H70 100 T	H70 100 M	H70 150 M	H70 200 M	H70 300 M	H70 100 VS	H70 150 VS	H70 200 VS	H70 300 VS
Process air [m³/h] @ 50 Hz	70	70				70			
Process air [cfm] @ 50 Hz	41	41				41			
Process air [m³/h] @ 60 Hz	84	84				84			
Process air [cfm] @ 60 Hz	49	49				49			
Process heater [kW]	3	3				3			
Process heater	at hopper	in dryer/at hopper (basic/plus)				at hopper			
Regen. heater [kW]	2	2				2			
Power EU/US [A]		max. 16/max. 32 (basic/plus)				max. 32			
Power plug EU/US		CEE 16/CEE 32/without				CEE 32/without			
Drying hopper size [ltr.]	100	100	150	200	300	100	150	200	300
Drying hopper size [cu.ft]	3.53	3.53	5.30	7.06	10.59	3.53	5.30	7.06	10.59
Drying hopper	on IMM	at dryer				at dryer			
with casters	–	yes				yes			
IMM loaders	–					1 loader			
IMM conveying volume	–					3 l/cycle			
Hopper loaders	–					1 loader			
Hopper conveying volume	–					6 l/cycle		15 l/cycle	

ATON	H120 100 T	H120 200 M	H120 300 M	H120 400 M	H120 200 VS	H120 300 VS	H120 400 VS
Process air [m³/h] @ 50 Hz	120	120			120		
Process air [cfm] @ 50 Hz	71	71			71		
Process air [m³/h] @ 60 Hz	144	144			144		
Process air [cfm] @ 60 Hz	85	85			85		
Process heater [kW]	3	6			6		
Process heater	at hopper	at hopper			at hopper		
Regen. heater [kW]	2	2			2		
Power EU/US [A]		max. 16/max. 32 (basic/plus)			max. 32		
Power plug EU/US		CEE 16/CEE 32 (basic/plus)/without			CEE 32/without		
Drying hopper size [ltr.]	100	200	300	400	200	300	400
Drying hopper size [cu.ft]	3.53	7.06	10.59	14.13	7.06	10.59	14.13
Drying hopper	on IMM	at dryer			at dryer		
with casters	–	yes			yes		
IMM loaders	–				1 loader		
IMM conveying volume	–				3 l/cycle		
Hopper loaders	–				1 loader		
Hopper conveying volume	–				15 l/cycle		

Application Table

Material	Drying time [h]	Temp. [°C]	Dryer				Drying hopper							
			30				30 l	50 l	70 l	100 l				
				60					70 l	100 l	150 l	200 l	300 l	
					70					100 l	150 l	200 l	300 l	
						120						200 l	300 l	400 l
ABS	2.5	80	19	37	43	74	8	13	18	25	38	50	76	101
ASA	3	80	19	37	43	49	9	14	20	29	33	44	66	88
CA	2.8	65	12	24	28	48	9	16	22	31	47	62	94	125
CP	2.5	70	13	26	30	52	9	15	21	30	44	59	89	118
EVA	2	80	10	21	24	42	9	14	20	29	43	57	86	114
IONOMERE	3.5	90	12	23	27	46	5	8	11	16	24	32	48	64
PA 11	3	75	18	37	43	74	6	10	14	21	31	41	62	83
PA 12	3	75	14	29	34	58	6	10	14	21	31	41	62	83
PA6	3	80	14	28	33	57	7	11	16	23	34	45	68	91
PA6.6	3	80	14	28	33	57	7	11	16	23	34	45	68	91
PA6.6GF35	3	80	17	34	40	69	9	14	20	28	43	57	85	113
PBT	3.5	120	17	35	41	70	7	12	16	23	35	45	69	93
PC	3	120	22	45	52	90	7	12	17	24	36	48	72	96
PEEK	4	160	12	24	28	47	6	10	14	20	30	40	59	79
PE filled	3	90	13	27	31	54	6	10	13	19	29	38	57	76
PEI	3.5	150	21	43	50	86	7	11	15	22	33	43	65	87
PE	1.5	90	13	27	31	54	11	19	26	37	56	75	112	149
PES	3.5	150	20	39	46	79	7	12	16	23	35	47	70	94
PET	4	125	17	35	41	70	6	11	15	21	37	42	63	84
PET-A	6	170	14	28	33	56	4	7	10	14	21	28	42	56
PETG	4	65	17	34	40	69	6	10	13	19	29	38	57	76
PMMA	3.5	80	16	33	38	66	6	10	14	20	30	41	61	81
POM	2.5	100	18	36	42	72	10	17	24	34	51	68	102	136
PP	1.5	90	15	30	35	60	11	18	25	36	54	72	108	144
PPO	2.5	100	19	37	43	75	8	13	18	28	38	51	77	102
PPS	3.5	150	18	37	43	74	7	11	16	23	34	46	69	91
PS	1.5	80	19	37	43	74	13	21	29	42	63	84	126	168
PSU	2.5	140	12	24	27	47	9	15	21	30	44	59	89	118
PUR	2.5	90	15	30	35	60	9	15	20	29	44	58	88	117
PVC	1.5	70	26	52	61	104	16	27	38	54	81	108	162	216
SAN	2.5	80	20	40	47	81	8	13	18	26	39	52	78	104
SB	1.5	70	17	34	40	68	13	21	29	42	63	84	126	168
TPE-E	3	100	15	29	34	59	7	12	17	24	36	47	71	95
TPE-U	2	90	16	32	37	64	11	18	26	37	55	73	110	146

DRYMAX E Battery Dryers/SILMAX E Performance Data

Material	Drying time [h]	Tempera-ture [°C]	Bulk density [kg/dm³]	DRYMAX E [kg/h]						SILMAX E [kg/h]										
				180	300	450	600	900	1200	30 l	50 l	100 l	150 l	200 l	300 l	400 l	600 l	800 l	1,000 l	1,200 l
ABS	2.5	80	0.63	111	185	278	370	556	741	8	13	25	38	50	76	101	151	202	252	304
ASA	3	80	0.66	111	185	278	370	556	741	7	11	22	33	44	66	88	132	176	220	264
CA	2.8	65	0.78	73	122	183	244	366	488	9	16	31	47	62	94	125	187	250	312	376
CP	2.5	70	0.74	78	130	195	260	390	519	9	15	30	44	59	89	118	178	237	296	356
EVA	2	80	0.57	63	105	157	210	315	420	9	14	29	43	57	86	114	171	228	285	344
IONO-MERE	3.5	90	0.56	69	116	174	232	347	463	5	8	16	24	32	48	64	96	128	160	192
PA 11	3	75	0.62	110	184	276	368	552	736	6	10	21	31	41	62	83	124	165	207	248
PA 12	3	75	0.62	87	145	217	290	435	580	6	10	21	31	41	62	83	124	165	207	248
PA6	3	80	0.68	85	142	213	284	427	569	7	11	23	34	45	68	91	136	181	227	272
PA6.6	3	80	0.68	85	142	213	284	427	569	7	11	23	34	45	68	91	136	181	227	272
PA6.6GF35	3	80	0.85	103	172	259	345	517	690	9	14	28	43	57	85	113	170	227	283	340
PBT	3.5	120	0.81	105	174	262	349	523	698	7	12	23	35	46	69	93	139	185	231	276
PC	3	120	0.72	134	224	336	448	672	896	7	12	24	36	48	72	96	144	192	240	288
PEEK	4	160	0.79	71	118	177	236	354	472	6	10	20	30	40	59	79	110	158	198	236
PE filled	3	90	0.57	81	135	202	269	404	538	6	9	19	29	38	57	76	114	152	190	228
PEI	3.5	150	0.76	129	214	321	429	643	857	7	11	22	33	43	65	87	130	174	217	260
PE	1.5	90	0.56	81	135	202	269	404	538	11	18	37	56	75	112	149	224	299	373	448
PES	3.5	150	0.82	118	197	296	395	592	789	7	12	23	35	47	70	94	141	187	234	280
PET	4	125	0.84	105	174	262	349	523	698	6	11	21	32	42	63	84	126	168	210	252
PET-A	6	170	0.84	85	141	211	282	423	563	4	7	14	21	28	42	56	64	112	140	168
PETG	4	65	0.76	103	172	259	345	517	690	6	10	19	29	38	57	76	114	152	190	228
PMMA	3.5	80	0.71	98	164	246	328	492	656	6	10	20	30	41	61	81	122	162	203	244
POM	2.5	100	0.85	108	181	271	361	542	722	10	17	34	51	68	102	136	204	272	340	408
PP	1.5	90	0.54	90	150	225	300	450	600	11	18	36	54	72	108	144	216	288	360	432
PPO	2.5	100	0.64	112	186	280	373	559	745	8	13	26	38	51	77	102	154	205	256	308
PPS	3.5	150	0.80	110	184	276	368	552	736	7	11	23	34	46	69	91	137	183	229	276
PS	1.5	80	0.63	111	185	278	370	556	741	13	21	42	63	84	126	168	252	336	420	504
PSU	2.5	140	0.74	71	118	176	235	353	470	9	15	30	44	59	89	118	178	237	296	356
PUR	2.5	90	0.73	90	150	225	300	450	600	9	15	29	44	58	88	117	175	234	292	352
PVC	1.5	70	0.81	157	261	391	522	783	1.043	16	27	54	81	108	162	216	324	432	540	648
SAN	2.5	80	0.65	121	201	302	403	604	805	8	13	26	39	52	78	104	156	208	260	312
SB	1.5	70	0.63	102	170	256	341	511	682	13	20	42	63	84	126	168	252	336	420	504
TPE-E	3	100	0.71	88	147	221	294	441	588	7	12	24	36	47	71	95	142	189	237	284
TPE-U	2	90	0.73	96	160	239	319	479	638	11	18	37	55	73	110	146	219	292	365	440

EFFICIENT MATERIAL MANAGEMENT

The placement of the dryer and drying hoppers on a mezzanine above the gaylords and material supply bins guarantees the optimized usage of available space as well as shortest conveying distances for the filling of the drying hoppers.

The perfect geometry of the drying hoppers and the discharge cone, which has been designed for uniform material flow, are perfectly suited for the drying of virgin and regrind material.

FLEXIBLE AND MODULAR CONSTRUCTION

The modular drying hopper series **SILMAX** with separate tables enable a flexible combination for the respective drying demand. Even when the requirement changes over time the **SILMAX** drying hoppers can be arranged differently and new hoppers can be added, as long as the dry air supply of the dryer series **DRYMAX** is sufficiently sized.

Optional level sensors in the **FEEDMAX** vacuum loaders calculate and monitor by means of the WITTMANN **M7.3 IPC** control system any excessive dried material demand in each drying hoppers and respond according to the users instructions.

INTELLIGENT AIR DISTRIBUTION

The intelligent ***SmartFlow*** air distribution of each **SILMAX** drying hopper adjusts the air supply to the actual material demand of the respective **SILMAX** hopper.

Thereby a high quantity of drying hoppers can be connected to a dryer and still guarantee an efficient and perfect drying process.

WITTMANN Kunststoffgeräte GmbH
Lichtblaustrasse 10
1220 Vienna | Austria
Tel.: +43 1 250 39-0
info.at@wittmann-group.com

www.wittmann-group.com

Dryers | Article number: BP000000018 (English) | 2018/03 | Subject to change. | Printed in Austria.